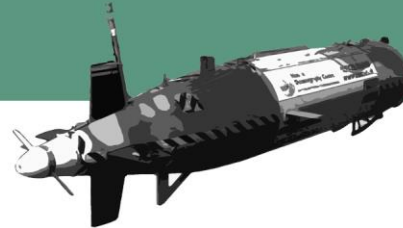



# THE BIG PICTURE II

Benthic Imagery Workshop 2021



[TheBigPicture@jncc.gov.uk](mailto:TheBigPicture@jncc.gov.uk)

# Workshop facilitation team



**Henk van Rein**  
Welcome,  
Session 6, Close



**Kirsten  
Dinwoodie**  
Sessions 1 and 5



**Joey O'Connor**  
Session 2



**Jess Taylor**  
Session 3



**Steph Gollob**  
Session 4



**Zena Molson**  
Registration



**Neil Golding**  
(Aquarius  
Survey and  
Mapping)  
Reporting

**JNCC**

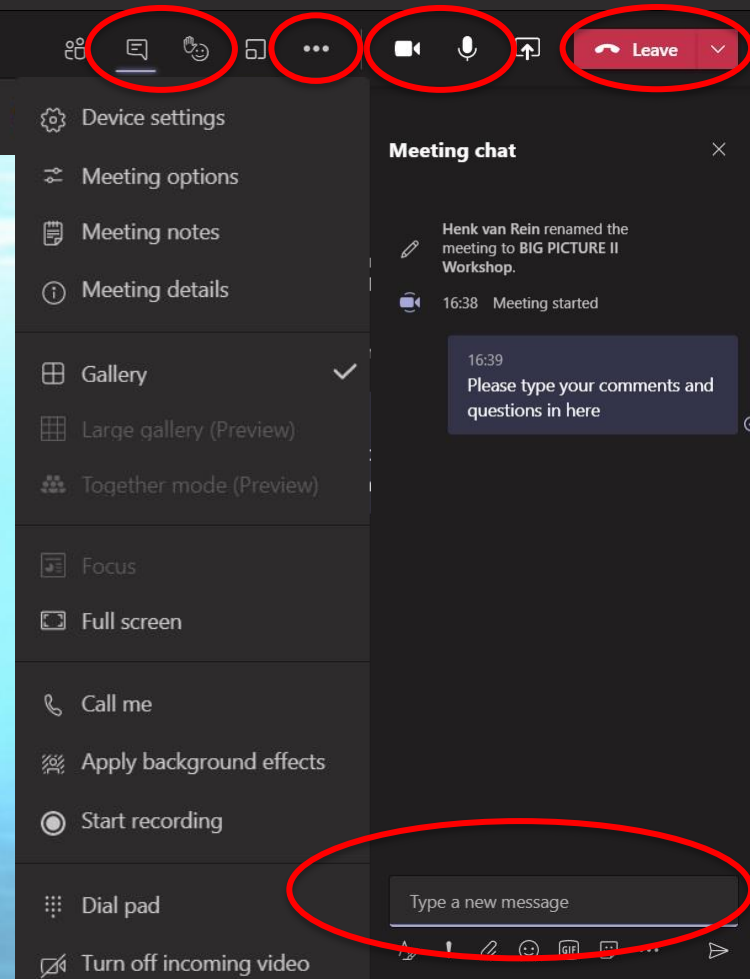
# Workshop facilitation platform:



01:49

BIG PICTURE II Workshop

- Please keep yourself muted when not speaking
- Questions? Hand up/meeting chat please
- Leaving meeting
- Recording the workshop sessions

A screenshot of the Microsoft Teams meeting interface. The top bar shows icons for participants, chat, hand raise, gallery view, a red circle around the three-dot menu, a red circle around the video and microphone icons, and a red circle around the 'Leave' button. The left sidebar contains a thumbs-up icon and a list of options: Device settings, Meeting options, Meeting notes, Meeting details, Gallery (checked), Large gallery (Preview), Together mode (Preview), Focus, Full screen, Call me, Apply background effects, Start recording, Dial pad, and Turn off incoming video. The right sidebar shows the 'Meeting chat' window with a message from Henk van Rein and a text input field at the bottom with a red circle around it.

Device settings

Meeting options

Meeting notes

Meeting details

Gallery

Large gallery (Preview)

Together mode (Preview)

Focus

Full screen

Call me

Apply background effects

Start recording

Dial pad

Turn off incoming video

Meeting chat

Henk van Rein renamed the meeting to BIG PICTURE II Workshop.

16:38 Meeting started



16:39  
Please type your comments and questions in here

Type a new message



# THE BIG PICTURE II

Benthic Imagery Workshop 2021

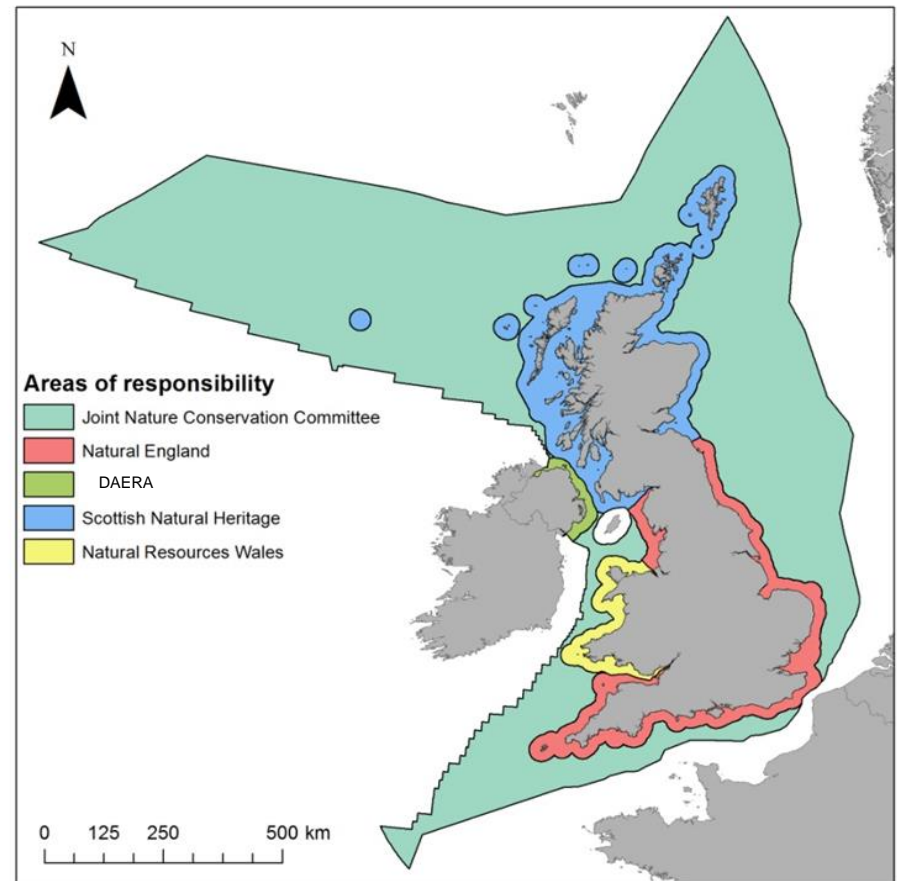


JNCC

# Who are the JNCC?

JNCC is the public body that advises the UK Government and devolved administrations on UK-wide and international nature conservation;

- We provide high-quality evidence and advice on the natural environment;
- We provide practical, policy-relevant solutions to support decisions; and,
- We provide a shared service to governments and public bodies, and work in partnership with business and society.



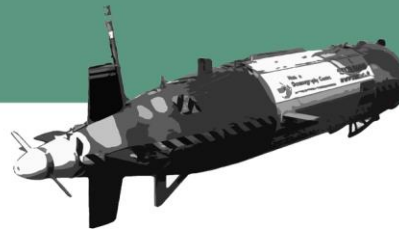

Areas of responsibility. Contains Ordnance Survey, Marine Management Organisation, and UK Hydrographic Office data.  
© Crown copyright © JNCC. Not to be used for navigation © JNCC 02/2015.

Please note that no official limit between the territorial seas of Northern Ireland and the Republic of Ireland has been agreed upon. Therefore the area of responsibility of the Department of the Environment Northern Ireland is an approximation based on limits previously used to delineate the assessment areas of the Marine Strategy Framework Directive.



# THE BIG PICTURE II

## Benthic Imagery Workshop 2021



Department  
for Environment  
Food & Rural Affairs



National  
Oceanography  
Centre



**NatureScot**  
Scotland's Nature Agency  
Buidheann Nàdair na h-Alba



**NMBAQC**  
NE Atlantic Marine Biological Analytical Quality Control Scheme



THE UNIVERSITY  
of EDINBURGH



UNIVERSITY OF  
PLYMOUTH



**ENVISION**



Est. 1884  
Incorporated by  
Royal Charter



Department of  
Agriculture, Environment  
and Rural Affairs  
[www.daera-ni.gov.uk](http://www.daera-ni.gov.uk)



Inshore Fisheries and  
Conservation Authority



**SEPA**  
Scottish Environment  
Protection Agency  
Buidheann Dion  
Àrainneachd na h-Alba



**Ocean  
Ecology**



**Environment  
Agency**



**Cefas**



**Gardline**

# Workshop objectives

1. **Share progress** towards achieving Benthic Imagery Action Plan with Big Picture Group



Presentations of  
current work

2. Identify effective **funding routes** for the Project Working Groups



Open discussions  
facilitated and  
recorded by  
session  
facilitators

3. Identify **global outreach** opportunities to enrich and support the Project Working Groups



4. Identify **future challenges** to delivery of Benthic Imagery Action Plan and propose solutions



BIG PICTURE II Workshop report to support Project Working Groups

# Workshop programme

## Day 1 (Tuesday 2 March 2021)

- Session 1: The journey from BIG PICTURE to BIAP to Big Picture Group to Project Working Groups (PWGs).
- Session 2: Early successes of BIAP: Benthic imagery purposes, Quality Assurance Framework, Epifauna Identification Protocol.

## Day 2 (Wednesday 3 March 2021)

- Session 3: BIAP progress in the digital realm: AI, Data flows and Catalogues.
- Session 4: Continual progress of BIAP in day-to-day analysis: Annotation, Identification and Enumeration.

## Day 3 (Thursday 4 March 2021)

- Session 5: Training, standards and acquisition approaches for the future.
- Session 6: The future of The BIG PICTURE.



# Ways of working

## Working style and attitude

- Collaborative, respectful, supportive
- Listening, enquiring
- One person talking at a time
- Punctuality

# Ways of working

## Working style and attitude

### Session work (2 hours)

- Presentations of progress
- Follow on questions
- Facilitated discussion
  - Funding routes
  - Global outreach
  - Future challenges
- Summaries provided on last day

# Ways of working

**Working style and attitude**

**Session work (2 hours)**

**Online working**

- Breaks
- Dialling in and out of video meetings
- Working in Microsoft Teams
- Support: [TheBigPicture@jncc.gov.uk](mailto:TheBigPicture@jncc.gov.uk)



# Ways of working

**Working style and attitude**

**Session work (2 hours)**



**Online working**

- Breaks
- Dialling in and out of video meetings
- Working in Microsoft Teams
- Support: [TheBigPicture@jncc.gov.uk](mailto:TheBigPicture@jncc.gov.uk)

**Any questions?**

# THE BIG PICTURE II

Benthic Imagery Workshop 2021



Day 1 plan



JNCC

# Aims of today

1. **Share progress**
2. Identify **funding routes**
3. Identify **global outreach** opportunities
4. Identify **future challenges**
5. Record our discussion and ideas → **Workshop reporting**



# Plan for today

930-1030: Welcome, housekeeping, context, objectives

1030-1100: Break

1100-1200: **Session 1: The journey from BIG PICTURE to BIAP to Big Picture Group to Project Working Groups (PWGs)**

Presentations (by Henk van Rein; JNCC):

- *Development of a UK Benthic Imagery Action Plan*
- *Formation of the Big Picture Group*
- *Project Working Groups and looking ahead*

Questions on presentations, funding opportunities, global outreach and next steps



**Kirsten  
Dinwoodie**  
Sessions 1 and 5



# Plan for today

1200-1300: Lunch

1300-1500: **Session 2: Early successes of BIAP: Benthic imagery purposes, Quality Assurance Framework, Epifauna Identification Protocol**

## Presentations:

- *Development of standard benthic imagery purposes –* Henk van Rein (JNCC)
- *Development of Quality Assurance Framework -* Jess Taylor (JNCC) and Graeme Duncan (JNCC)
- *The Epifauna Identification Protocol –* Jess Taylor (JNCC)

Questions on presentations, funding opportunities, global outreach and next steps



**Joey O'Connor**

Session 2

1500-1530: Break

1530-1600: Review and day close



*Questions?*